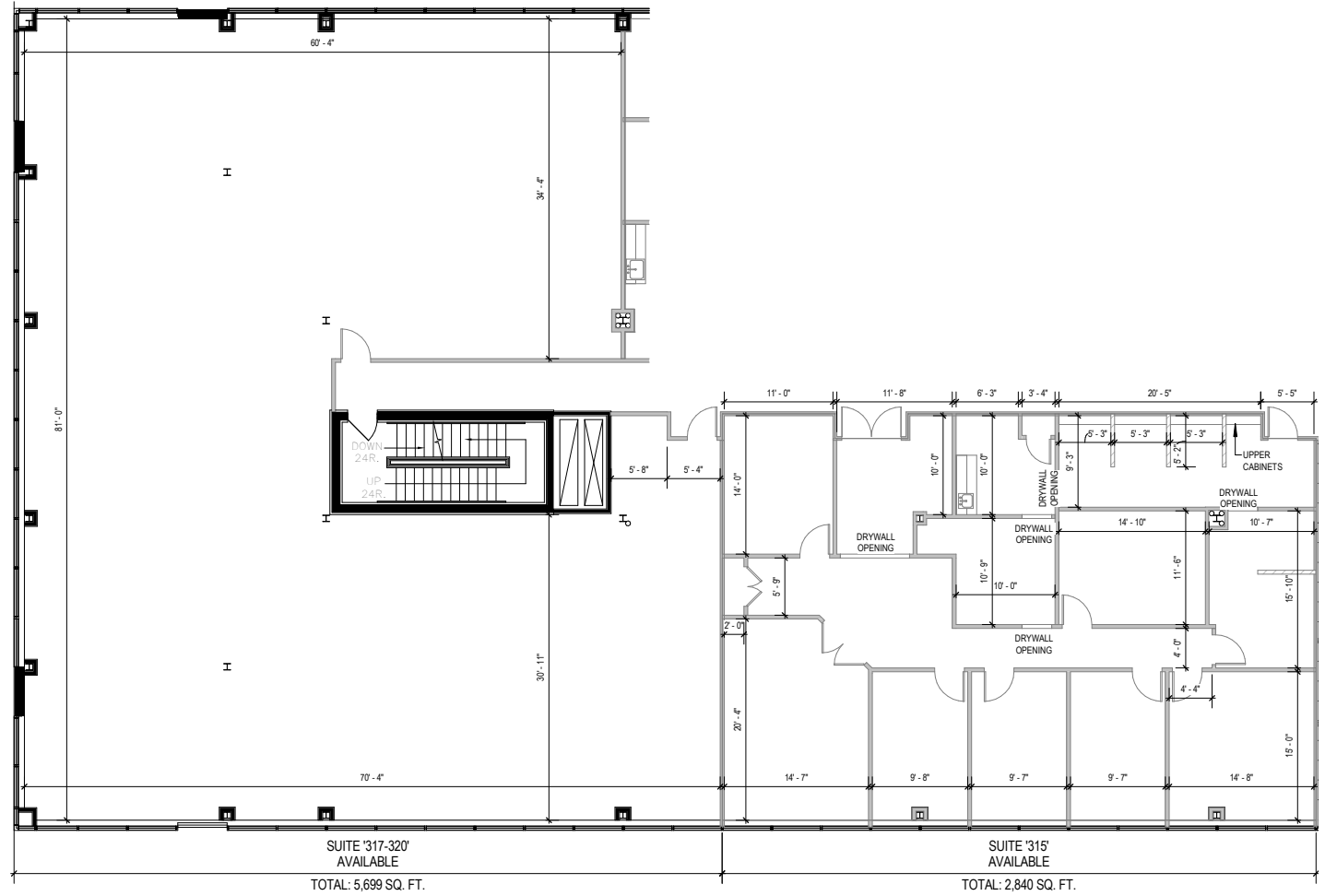
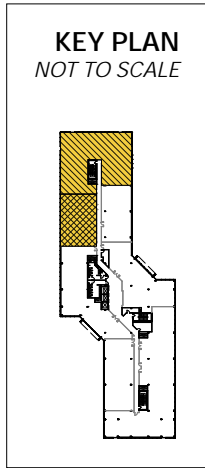
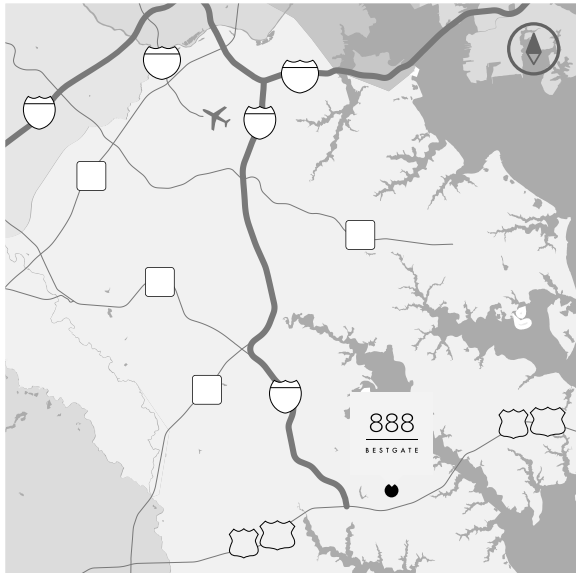
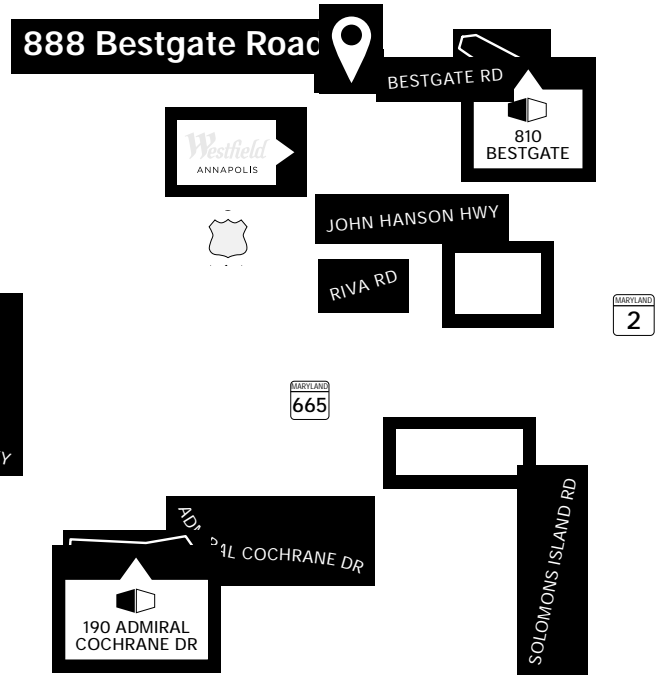
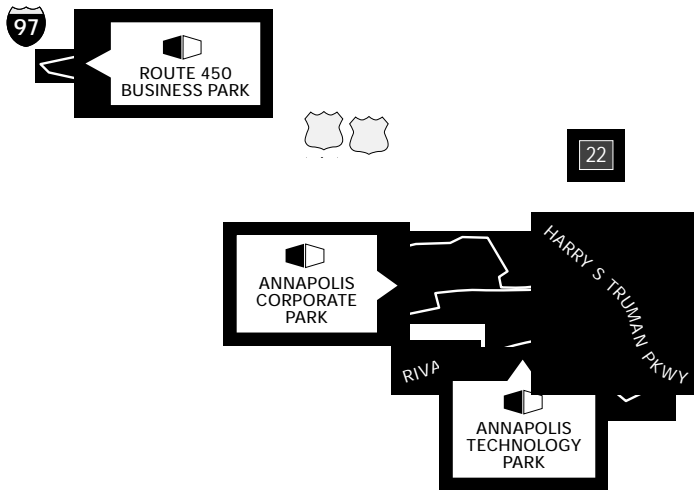


Total SF Available:
8,539 SF

Take a Virtual Tour





Distances to:

- Annapolis, MD (Downtown) 4.5 miles
- Annapolis Towne Centre 1.2 miles
- Baltimore, MD (Downtown) miles
- BWI Airport 20 miles
- Interstate 97 1.5 miles
- Interstate 695 (Baltimore Beltway) 20 miles
- MD 50/301 1 mile
- Washington, D.C. (Downtown) 29 miles
- Westfield Annapolis Mall 1 mile

For additional leasing information or to schedule a tour, contact:

Stephanie Caronna
Leasing Representative
 410.369.1235 | scaronna@sjpi.com

Sean Doordan
Senior VP, Leasing & Acquisitions
 410.369.1211 | sdoordan@sjpi.com



2560 Lord Baltimore Drive
 Baltimore, MD 21244

410.788.0100 | SJPI.COM

MD | CO | LA | NV | PA | UT | VA | WI

Connect with us @stjohnprop



This information contained in this publication has been obtained from sources believed to be reliable. St. John Properties makes no guarantee, warranty or representation about this information. Any projections, opinions, assumptions or estimates used here are for example only and do not represent the current or future performance of the property. Interested parties should conduct an independent investigation to determine whether the property suits their needs. REV 08/20