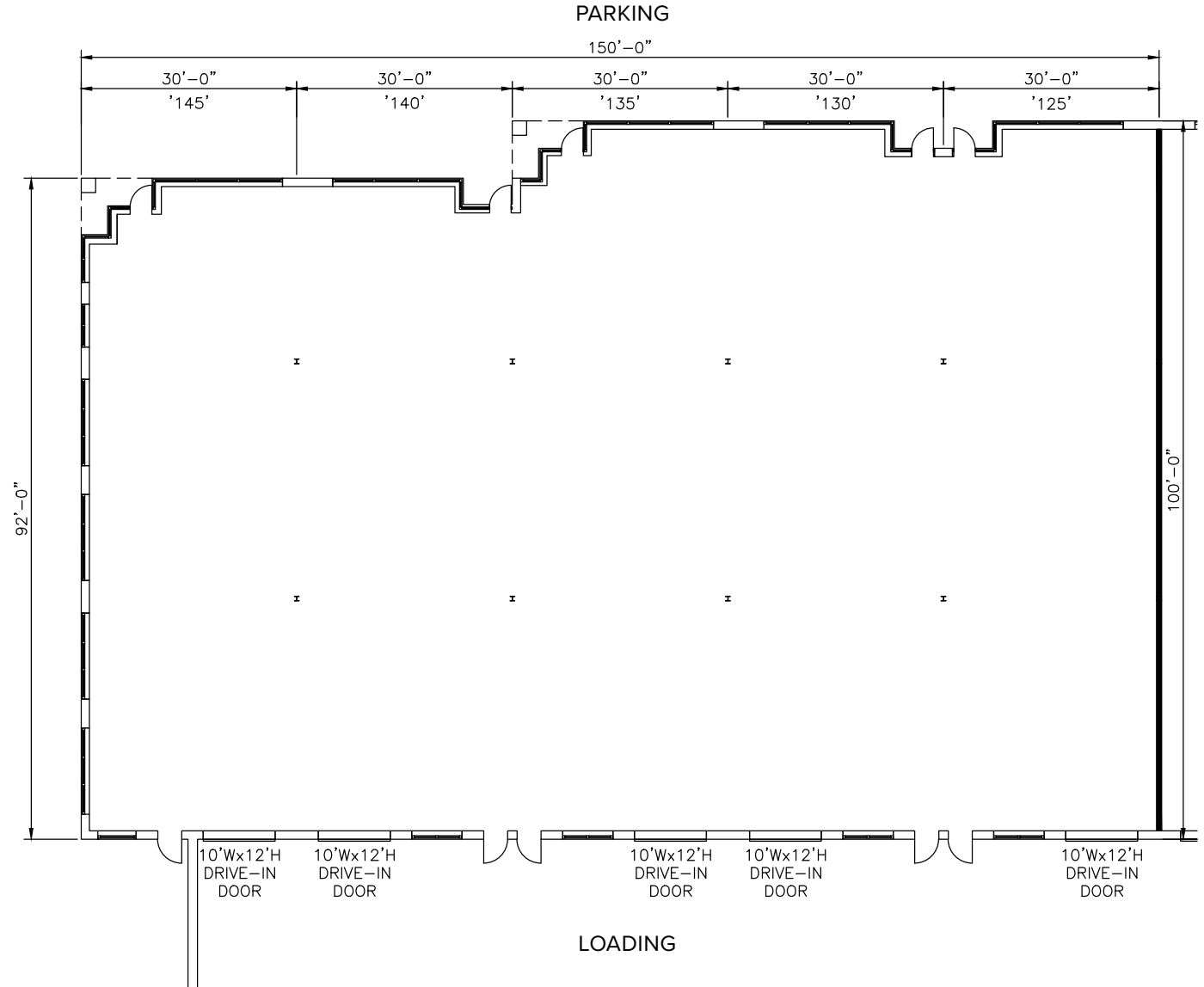


**ASHBURN CROSSING**

21000 Ashburn Crossing Drive | Ashburn, VA 20147  
Suites 125-145

**TOTAL SF AVAILABLE:**  
2,760-14,520 SF



## About Ashburn Crossing

Ashburn Crossing is comprised of 80 acres in the heart of Virginia's hi-tech business corridor. On completion, the park will contain nearly 800,000 square feet of commercial space. The buildings will offer a unique combination of a professional office atmosphere and significant loading capabilities. Parking is available up to 4 per 1,000 square feet.

Ashburn Crossing is conveniently located near a variety of business amenities, shopping, entertainment and restaurants, as well as a diverse residential area featuring both mature and new communities. The park draws from a highly-educated and talented labor pool throughout Northern Virginia and benefits from the recently completed Gloucester Parkway Extension, which connect directly to Route 28.

Ashburn Crossing is just 30 miles west of DC in Loudoun County. Ashburn is corporate home to Verizon, Raytheon, Equinix, the Howard Hughes Medical Institute, and many other hi-tech corporations. Loudoun County is the nation's top earning county. Loudoun's population is the fastest growing of all counties in the United States and Ashburn is the world's largest concentration of data centers with more than 70% of the world's internet traffic.

For more information on Ashburn Crossing, visit: [sjpi.com/ashburncrossing](http://sjpi.com/ashburncrossing)

## FLEX/R&D SPACE

### FLEX/R&D BUILDINGS

21000 Ashburn Crossing Drive	29,040 SF	LEED DESIGNED
21005 Ashburn Crossing Drive	43,800 SF	LEED DESIGNED
21050 Ashburn Crossing Drive	29,040 SF	LEED DESIGNED
21055 Ashburn Crossing Drive	23,520 SF	LEED DESIGNED
21100 Ashburn Crossing Drive	45,120 SF	LEED DESIGNED
21140 Ashburn Crossing Drive	45,120 SF	LEED DESIGNED
Building 9	46,080 SF	FUTURE
Building 10	46,080 SF	FUTURE
Building 11	43,620 SF	FUTURE

### FLEX/R&D SPECIFICATIONS

LEED	Designed
Suite Sizes	2,760 up to 45,120 SF
Ceiling Height	16 ft. - 18 ft. clear minimum
Loading	Dock or drive-in
Roof	TPO
Walls	Brick on block
Office	Build to suit
Parking	4 spaces per 1,000 SF
Heat	Gas
Zoning	PDIP 1993

## RETAIL SPACE

### RETAIL SPACE

Convenience Store/Gas FUTURE

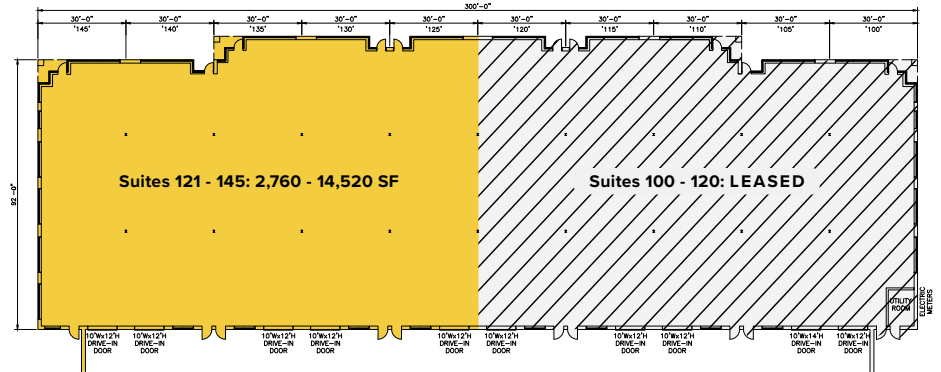


# AVAILABILITY

## 21000 Ashburn Crossing Drive

Suites 125-145  
2,760 - 14,520 SF

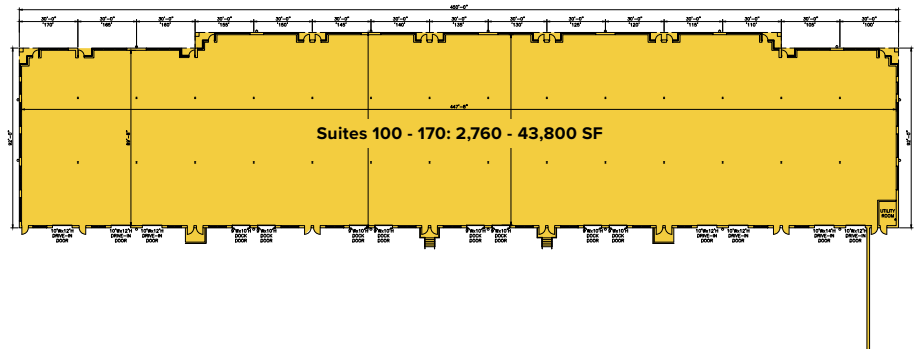
*New flex/R&D, dock  
and drive-in loading,  
16 ft. clear height*



## 21005 Ashburn Crossing Drive

Suites 100-170  
2,760 - 43,800 SF

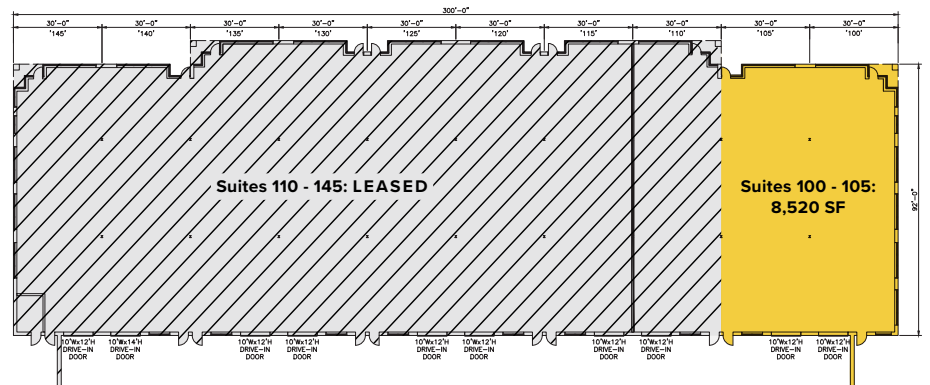
*New flex/R&D, dock  
and drive-in loading,  
18 ft. clear height*



## 21050 Ashburn Crossing Drive

Suites 100-105  
5,520 SF

*New flex/R&D, dock  
and drive-in loading,  
16 ft. clear height*



21750 Red Rum Drive | Suite 182  
Ashburn, Virginia 20147

703.858.9215 | SJPI.COM

MD | CO | LA | NV | PA | UT | VA | WI

Connect with us @stjohnprop



For additional leasing information  
or to schedule a tour, contact:

**Danny Foit**

Leasing Representative

703.858.9215 | dfoit@sjpi.com

**Matthew Holbrook**

Regional Partner,

Virginia & Central Maryland

703.858.9215 | mholbrook@sjpi.com