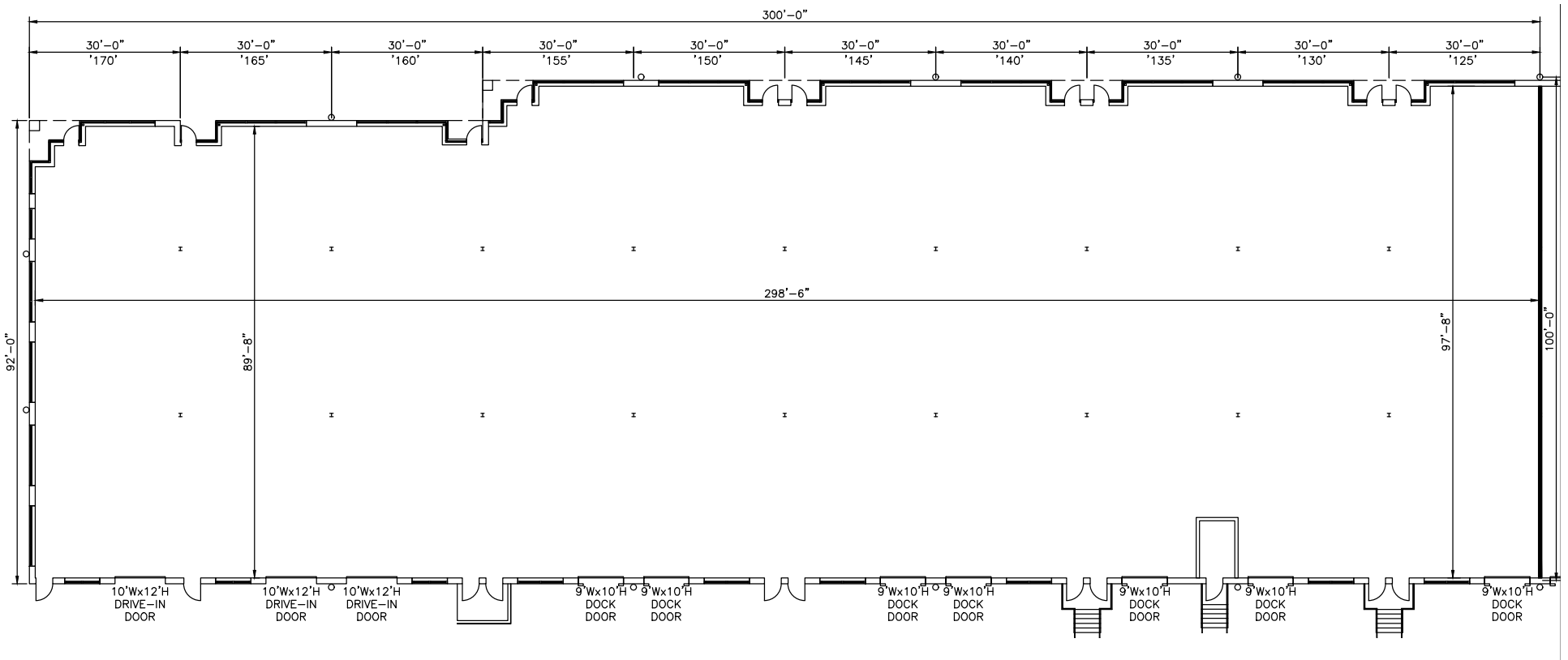


ASHBURN CROSSING

21005 Ashburn Crossing Drive | Ashburn, VA 20147
Suites 125-170

TOTAL SF AVAILABLE:
2,760-29,280 SF

PARKING



LOADING ZONE

About Ashburn Crossing

Ashburn Crossing is comprised of 80 acres in the heart of Virginia's hi-tech business corridor. On completion, the park will contain nearly 800,000 square feet of commercial space. The buildings will offer a unique combination of a professional office atmosphere and significant loading capabilities. Parking is available up to 4 per 1,000 square feet.

Ashburn Crossing is conveniently located near a variety of business amenities, shopping, entertainment and restaurants, as well as a diverse residential area featuring both mature and new communities. The park draws from a highly-educated and talented labor pool throughout Northern Virginia and benefits from the recently completed Gloucester Parkway Extension, which connect directly to Route 28.

Ashburn Crossing is just 30 miles west of DC in Loudoun County. Ashburn is corporate home to Verizon, Raytheon, Equinix, the Howard Hughes Medical Institute, and many other hi-tech corporations. Loudoun County is the nation's top earning county. Loudoun's population is the fastest growing of all counties in the United States and Ashburn is the world's largest concentration of data centers with more than 70% of the world's internet traffic.

For more information on Ashburn Crossing, visit: sjpi.com/ashburncrossing

FLEX/R&D SPACE

FLEX/R&D BUILDINGS

21000 Ashburn Crossing Drive	29,040 SF	LEED DESIGNED
21005 Ashburn Crossing Drive	43,800 SF	LEED DESIGNED
21050 Ashburn Crossing Drive	29,040 SF	LEED DESIGNED
21055 Ashburn Crossing Drive	23,520 SF	LEED DESIGNED
21100 Ashburn Crossing Drive	45,120 SF	LEED DESIGNED
21140 Ashburn Crossing Drive	45,120 SF	LEED DESIGNED

FLEX/R&D SPECIFICATIONS

LEED	Designed
Suite Sizes	2,760 up to 45,120 SF
Ceiling Height	16 ft. - 18 ft. clear minimum
Loading	Dock or drive-in
Roof	TPO
Walls	Brick on block
Office	Build to suit
Parking	4 spaces per 1,000 SF
Heat	Gas
Zoning	PDIP 1993

RETAIL SPACE

RETAIL SPACE

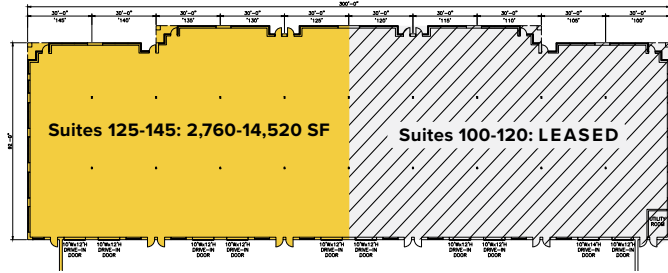
Convenience Store/Gas FUTURE



AVAILABILITY

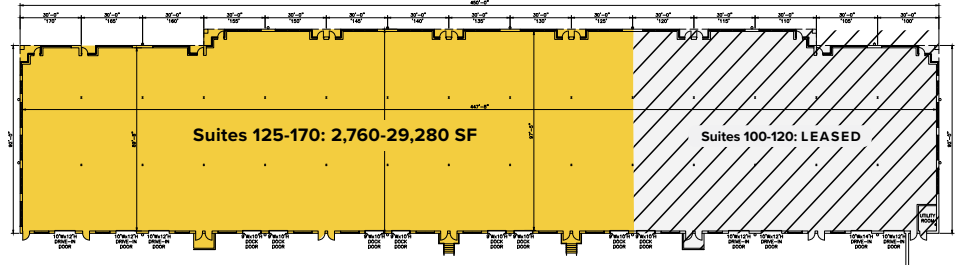
21000 Ashburn Crossing Drive
 Suites 125-145
 2,760 - 14,520 SF

New flex/R&D, dock and drive-in loading, 16 ft. clear height



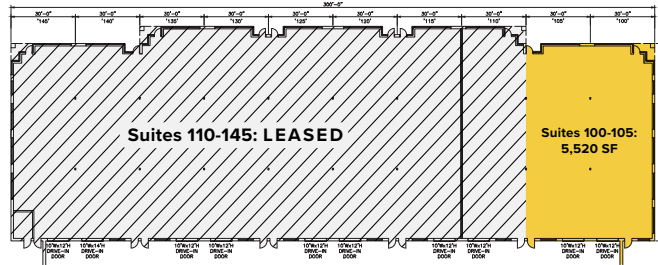
21005 Ashburn Crossing Drive
 Suites 125-170
 2,760 up to 29,280 SF

New flex/R&D, dock and drive-in loading, 18 ft. clear height



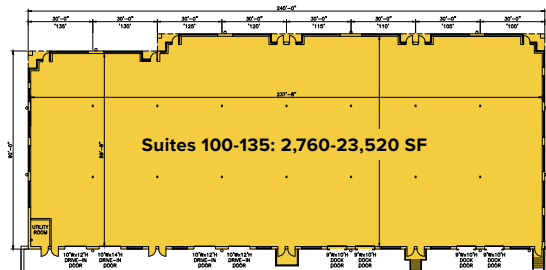
21050 Ashburn Crossing Drive
 Suites 100-105
 5,520 SF

New flex/R&D, dock and drive-in loading, 16 ft. clear height



21055 Ashburn Crossing Drive
 Suites 100-135
 2,760 up to 23,520 SF

New flex/R&D, dock and drive-in loading, 16 ft. clear height



21750 Red Rum Drive | Suite 182
 Ashburn, Virginia 20147

703.858.9215 | SJPI.COM

MD | CO | LA | NV | PA | UT | VA | WI

This information contained in this publication has been obtained from sources believed to be reliable. St. John Properties makes no guarantee, warranty or representation about this information. Any projections, opinions, assumptions or estimates used here are for example only and do not represent the current or future performance of the property. Interested parties should conduct an independent investigation to determine whether the property suits their needs. REV 04/19

For additional leasing information or to schedule a tour, contact:

Danny Foit

Leasing Representative

703.858.9215 | dfoit@sjpi.com

Matthew Holbrook

Regional Partner, Virginia & Central Maryland

703.858.9215 | mholbrook@sjpi.com