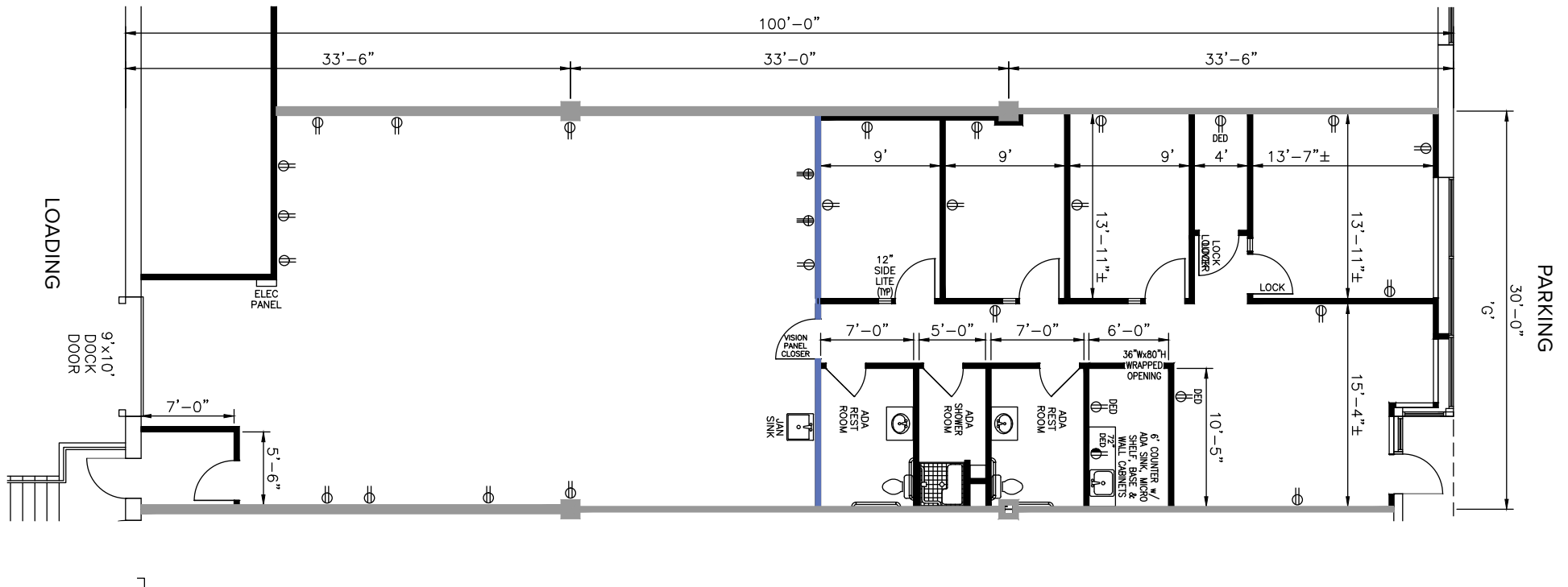
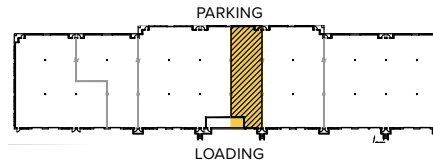


BWI TECHNOLOGY PARK I
521 Progress Drive | Linthicum, MD 21090
Suite G

TOTAL SF AVAILABLE:
3,000 SF

KEY PLAN
NOT TO SCALE



About BWI Technology Park I

BWI Technology Park I is comprised of 14 buildings, totaling over 586,000 square feet of office and flex space. Tenant sizes from 2,010 to 72,240 square feet offer businesses straightforward, economical and high-utility space in a covenant-protected, well-maintained atmosphere.

Thirty foot wide spaces combined with ceiling heights of 16 ft. (flex/R&D) and 9 ft. (office) offer maximum flexibility. Free, generous parking is

available adjacent to each building. An extensive series of walking paths, many of which overlook scenic woods and a quarry lake, is available to tenants of BWI Technology Park.

In addition, an underground conduit system enables state-of-the-art voice and data connections between buildings, making the site ideal for tenants requiring space in multiple locations.



FLEX/R&D SPACE

FLEX/R&D BUILDINGS

701 Digital Drive	45,120 SF
705 Digital Drive	72,240 SF
709 Digital Drive	69,240 SF
513 Progress Drive	42,120 SF
514 Progress Drive	72,240 SF
517 Progress Drive	42,120 SF
521 Progress Drive	40,080 SF
525 Progress Drive	40,080 SF

FLEX/R&D SPECIFICATIONS

Suite Sizes	2,520 up to 72,240 SF
Ceiling Height	16 ft. clear minimum
Offices	Built to suit
Parking	4 spaces per 1,000 SF
Heat	Gas
Roof	EPDM Rubber
Exterior Walls	Brick on block
Loading	Dock or drive-in
Zoning	W-1



SINGLE-STORY OFFICE SPACE

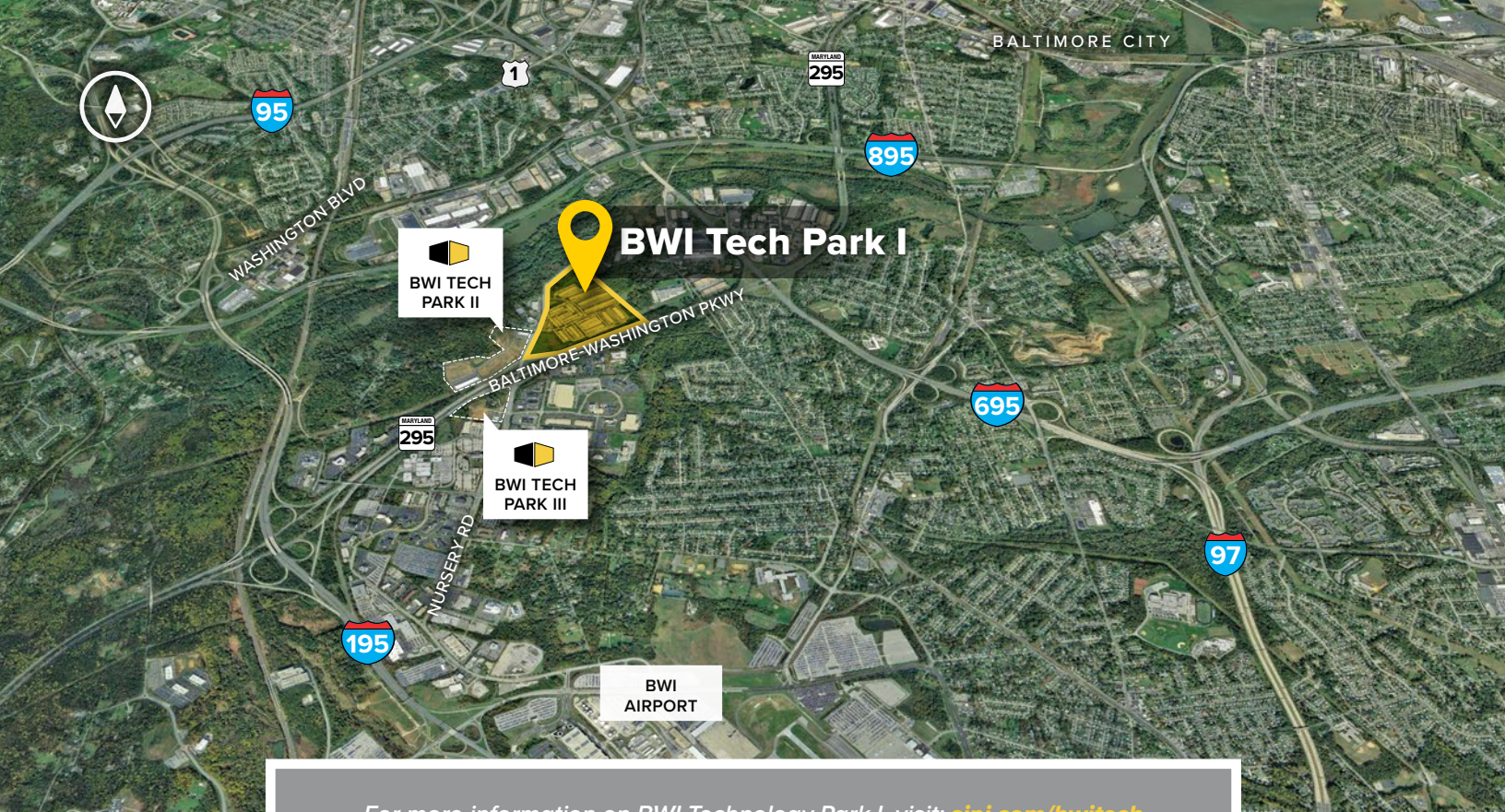
SINGLE-STORY OFFICE BUILDINGS

601 Global Way	27,670 SF
605 Global Way	23,360 SF
609 Global Way	27,670 SF
613 Global Way	23,360 SF
505 Progress Drive	28,800 SF
509 Progress Drive	32,400 SF

SINGLE-STORY OFFICE SPECIFICATIONS

Suite Sizes	2,010 up to 32,400 SF
Ceiling Height	9 ft. clear minimum
Offices	Built to suit
Parking	5 spaces per 1,000 SF
Heat	Gas
Roof	EPDM rubber
Exterior Walls	Brick on block
Zoning	W-1





For more information on BWI Technology Park I, visit: sjpi.com/bwitech

Distances to:

Annapolis, MD (Downtown)	22 miles
Arundel Mills Mall	4 miles
Baltimore, MD (Downtown)	8 miles
BWI Airport	2 miles
Columbia, MD	12 miles
I-495 (Capital Beltway)	19 miles
I-695 (Baltimore Beltway)	3 miles
MD 100	4 miles
MD 295	0.1 mile



2560 Lord Baltimore Drive
Baltimore, MD 21244

410.788.0100 | SJPI.COM

MD | CO | LA | NV | PA | UT | VA | WI

Connect with us @stjohnprop



About St. John Properties

St. John Properties, Inc. is a full-service real estate company headquartered in Baltimore, Maryland. The company owns, manages and has developed more than 19 million square feet of commercial real estate, including office, flex/R&D, warehouse, retail and residential space.

**For additional leasing information
or to schedule a tour, contact:**

Bill Jautze

Leasing Representative

410.369.1213 | bjautze@sjpi.com

Sean Doordan

Senior VP, Leasing & Acquisitions

410.369.1211 | sdoordan@sjpi.com



This information contained in this publication has been obtained from sources believed to be reliable. St. John Properties makes no guarantee, warranty or representation about this information. Any projections, opinions, assumptions or estimates used here are for example only and do not represent the current or future performance of the property. Interested parties should conduct an independent investigation to determine whether the property suits their needs. REV 04/19