



**INLINE & PAD SITES AVAILABLE**  
**Join Starbucks, Subway, Royal Farms & more!**

## RETAIL

# Cromwell Business Park

Cromwell Park Drive at Aviation Boulevard

Glen Burnie, MD 21061



## About Cromwell Business Park

- Prime access and LED signage visible to 106,210 vehicles per day along I-97
- Great spot for quick-service restaurants
- 135-acre business community located directly off I-97 between Baltimore and Annapolis
- Adjacent to BWI Thurgood Marshall Airport
- Easy access to I-97, I-95, I-895 & MD Routes 295, 100, and 176

For more information on Cromwell Business Park, visit: [sjpi.com/cromwell](http://sjpi.com/cromwell)

### Traffic Count (MDOT)

Aviation Boulevard: 23,250 vehicles per day

I-97 (Electronic Sign): 106,210 vehicles per day

### Demographics

	1 Mile	3 Miles	5 Miles
Population	6,679	77,359	201,349
Avg. Household Income	\$92,288	\$84,504	\$85,748



### Pad Site

#### Pad Site

Pad Site A	1.0 Acre
Pad Site B	4.8 Acres



## Retail Tenants

### 910 Cromwell Park Drive

Suites 101-102 Starbucks 2,687 SF

Suite 103 **AVAILABLE** 1,631 SF

Suite 104 Allstate 1,004 SF

Suites 105-106 Wildflower + Petal Pusher 2,634 SF

Suites 107-108 **AVAILABLE** 2,800 SF

### 920 Cromwell Park Drive

Suites 101-109 **AVAILABLE** 10,725 SF

### 930 Cromwell Park Drive

Royal Farms

### 6930 Aviation Boulevard

7-Eleven 2,940 SF

### 6934 Aviation Boulevard

Suite A **AVAILABLE** 3,150 SF

Suite B **AVAILABLE** 3,750 SF

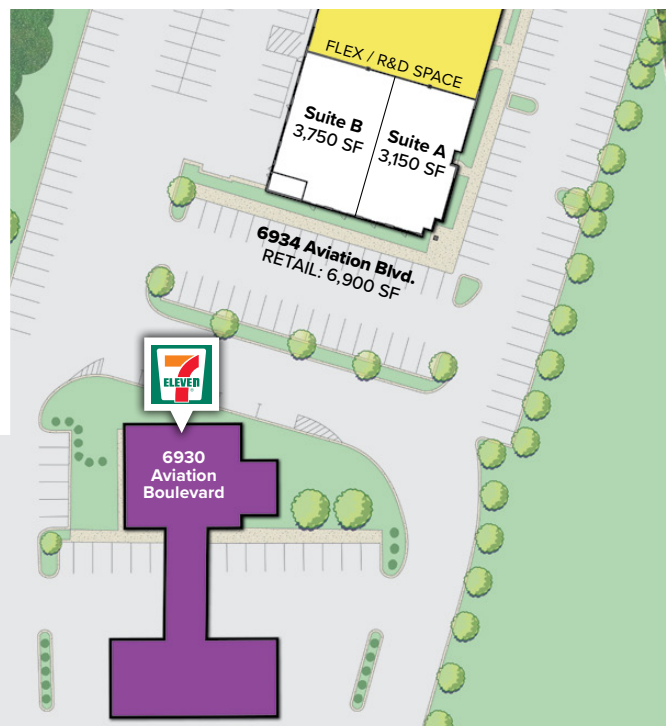
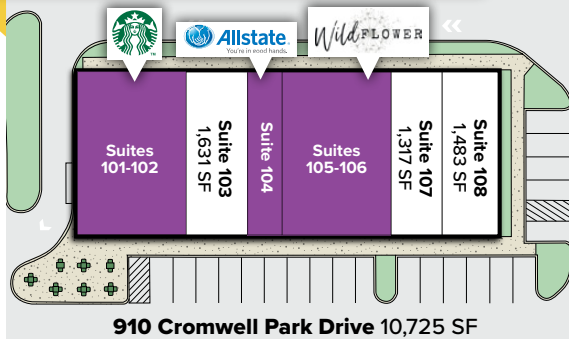
### 6938 Aviation Boulevard

Suites A-C Los Portales 4,875 SF

Suite D Aviation Deli & Grill 1,625 SF

Suite E Subway 1,625 SF

**Join Starbucks! 1,631-2,800 SF available**  
Seeking fast casual restaurants, salons, etc.





# Cromwell Business Park

MARYLAND 648

BALTIMORE ANAPOLIS BLVD

97

15

6938 Aviation Blvd.

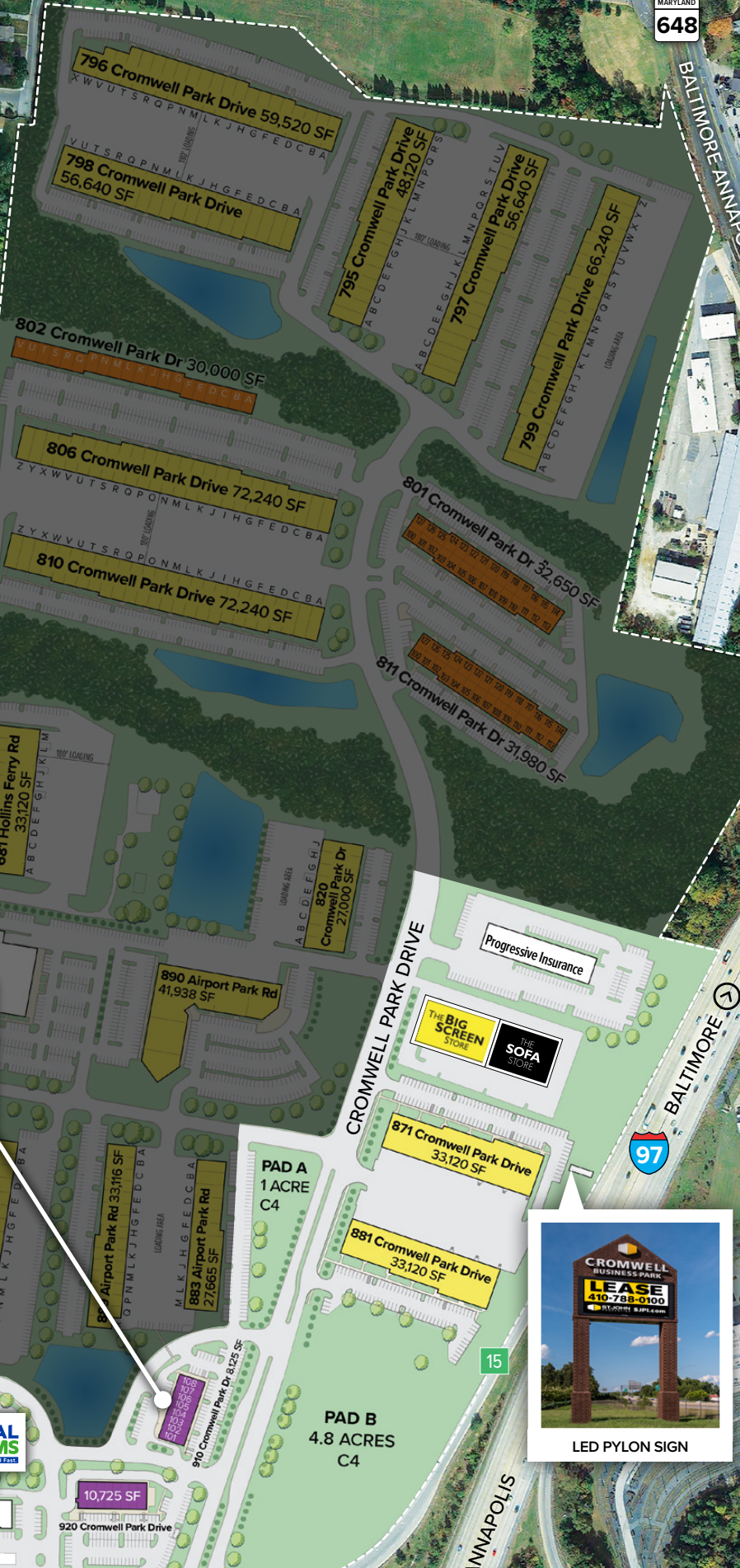
6934 Aviation Blvd.

910 Cromwell Park Dr.

ROYAL FARMS logo



LED PYLON SIGN



MARYLAND 162

AVIATION BOULEVARD

CROMWELL PARK DRIVE

BALTIMORE

ANNAPOLIS

CROMWELL PARK DRIVE

BWI Thurgood Marshall Airport





**Distances to:**

Annapolis, MD .....	18 miles
Baltimore, MD (Downtown) .....	10 miles
BWI Airport .....	1.2 miles
Columbia, MD .....	14 miles
Interstate 495 (Capital Beltway) .....	20 miles
Interstate 695 (Baltimore Beltway) .....	3 miles
Interstate 97 .....	0.1 mile
MD Route 295 .....	4 miles
Reagan National Airport .....	38 miles
Washington, D.C. (Downtown) .....	33 miles

**About St. John Properties**

St. John Properties, Inc. is a full-service real estate company headquartered in Baltimore, Maryland. The company owns, manages and has developed more than 20 million square feet of commercial real estate, including office, flex/R&D, warehouse, retail and residential space.



2560 Lord Baltimore Drive  
Baltimore, MD 21244

410.788.0100 | SJPI.COM

MD | CO | LA | NV | PA | UT | VA | WI

**For additional leasing information  
or to schedule a tour, contact:**

**Eric Llewellyn**  
Retail Leasing Representative  
443.464.1308 | ellewellyn@sjpi.com

**Bill Holzman**  
Vice President, Retail Leasing  
410.369.1240 | bholzman@sjpi.com

Connect with us @stjohnprop



*This information contained in this publication has been obtained from sources believed to be reliable. St. John Properties makes no guarantee, warranty or representation about this information. Any projections, opinions, assumptions or estimates used here are for example only and do not represent the current or future performance of the property. Interested parties should conduct an independent investigation to determine whether the property suits their needs. REV 08/20*