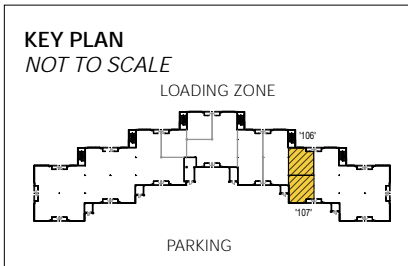


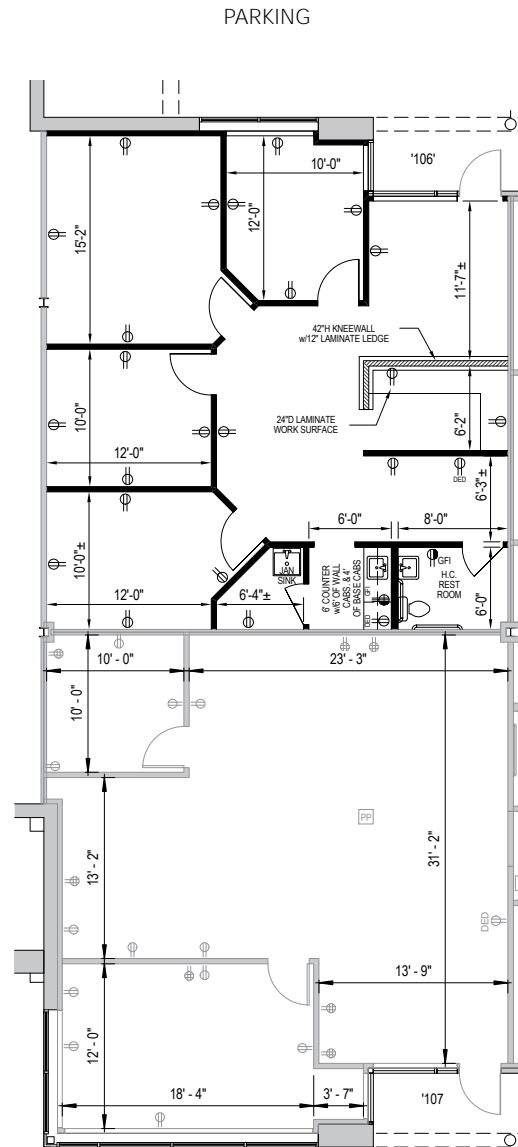


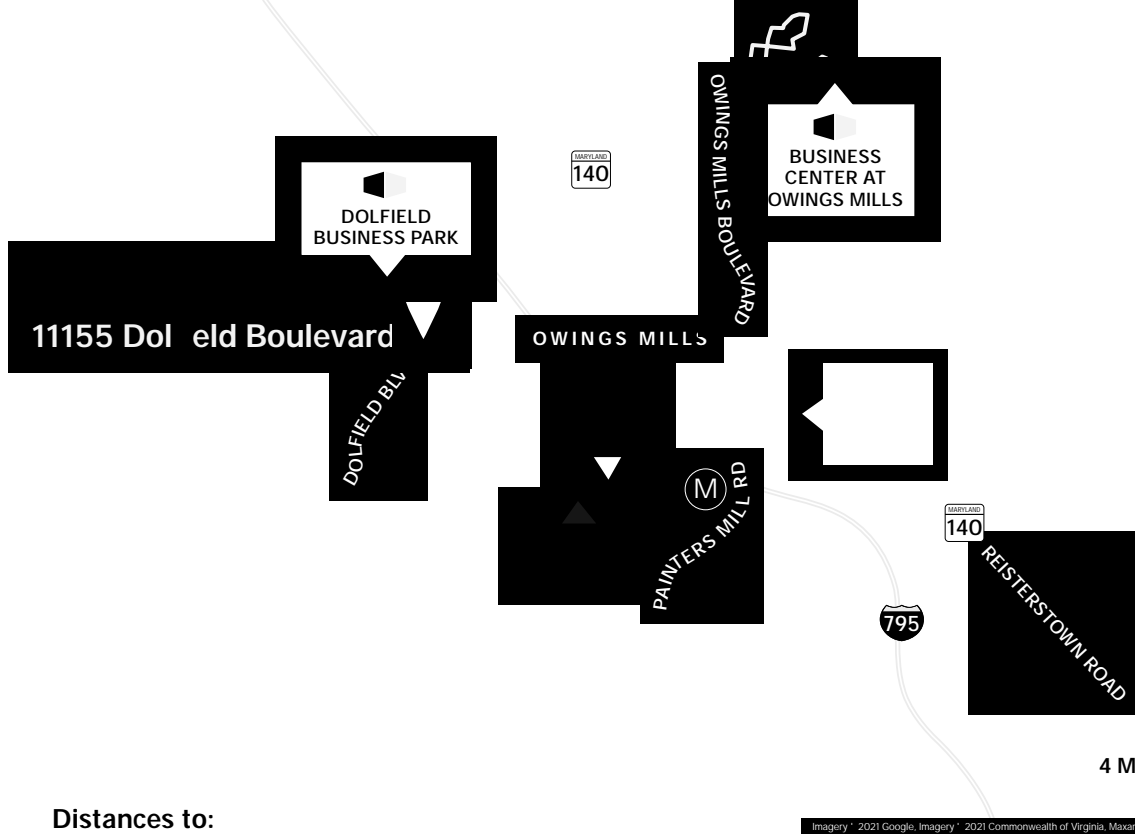
Total SF Available:
2,550 SF

Mix of open space and private offices (5), includes conference room, break area & restroom



Note: This space plan is subject to existing field conditions. This drawing is proprietary and the exclusive property of St. John Properties, Inc. Any duplications, distribution, or other unauthorized use is strictly prohibited.





Distances to:

Baltimore, MD (Downtown)	15 miles
BWI Airport	22 miles
Foundry Row	2 miles
Interstate 95	15 miles
Interstate 695 (Baltimore Beltway)	4 miles
Interstate 795	2 miles
Mill Station	2 miles
Towson, MD	13 miles
Westminster, MD	16 miles

Contact Us

For additional leasing information or to schedule a tour, contact:

Raphael Alterman
 Partner in Training
 ralterman@sjpi.com
 410.369.1236

Matt Lenihan
 Vice President, Leasing
 mlenihan@sjpi.com
 410.369.1202

Corporate Headquarters:
 2560 Lord Baltimore Drive
 Baltimore, MD 21244

410.788.0100 | SJPI.COM



Scan with your mobile device to take a virtual tour, download floor plans and more!

About St. John Properties

St. John Properties, Inc. is a full-service real estate company headquartered in Baltimore, Maryland. The company owns, manages and has developed more than 22 million square feet of commercial real estate, including office, ex/R&D, warehouse, retail and residential space.

Connect with us @stjohnprop



This information contained in this publication has been obtained from sources believed to be reliable. St. John Properties makes no guarantee, warranty or representation about this information. Any projections, opinions, assumptions or estimates used here are for example only and do not represent the current or future performance of the property. Interested parties should conduct an independent investigation to determine whether the property suits their needs. REV 01/22