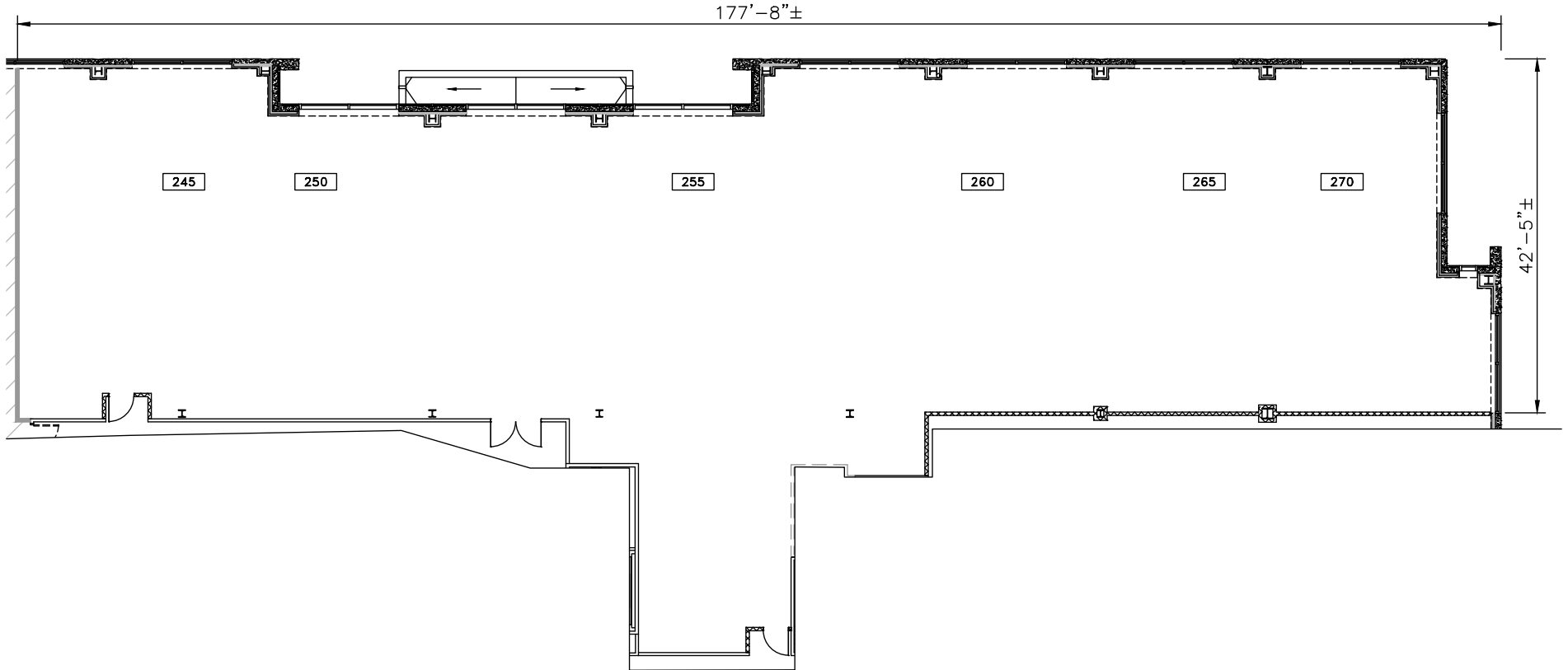
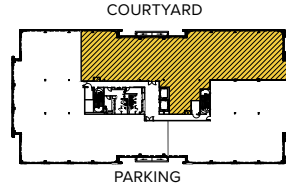



THE GATE

6210 Guardian Gateway | Aberdeen Proving Ground, MD 21005
Suites 245-270 | Second Floor

TOTAL SF AVAILABLE:
2,500-8,750 SF

KEY PLAN
NOT TO SCALE





- Seven three-story, Class 'A' office buildings
- Abundant free surface parking
- Sleek & modern Class 'A' lobbies
- Glass and brick exteriors constructed to Anti-Terrorism-Force-Protection (ATFP) Standards
- Virtually column-free construction floor-plates



THREE-STORY OFFICE SPACE

THREE-STORY OFFICE BUILDING		
6190 Guardian Gateway	75,000 SF	LEED SILVER
6200 Guardian Gateway	75,000 SF	LEED SILVER
6210 Guardian Gateway	75,000 SF	LEED SILVER
6260 Guardian Gateway	74,321 SF	LEED SILVER
6280 Guardian Gateway	74,334 SF	LEED SILVER
Three-Story Office	FUTURE	LEED SILVER
Three-Story Office	FUTURE	LEED SILVER
MULTI-STORY OFFICE SPECIFICATIONS		
Suite Sizes	1,252 up to 75,000 SF	
Ceiling Height	10 ft. clear minimum	
Offices	Built to suit	
Exterior	ATFP	
Parking	5 spaces per 1,000 SF	
Elevator	Yes	

GUARDIAN GATEWAY



THE GATE
 ABERDEEN PROVING GROUND
 OFFICE & TECH PARK



2560 Lord Baltimore Drive
 Baltimore, MD 21244

410.788.0100 | SJPI.COM

MD | CO | LA | NV | PA | UT | VA | WI

Connect with us @stjohnprop



**For additional leasing information
 or to schedule a tour, contact:**

Matt Lenihan

Vice President, Leasing

410.369.1202 | mlenihan@sjpi.com

Sean Doordan

Senior VP, Leasing & Acquisitions

410.369.1211 | sdoordan@sjpi.com

This information contained in this publication has been obtained from sources believed to be reliable. St. John Properties makes no guarantee, warranty or representation about this information. Any projections, opinions, assumptions or estimates used here are for example only and do not represent the current or future performance of the property. Interested parties should conduct an independent investigation to determine whether the property suits their needs. REV 04/19